

## 2ND CRITIQUE REQUIREMENTS

# 2nd Critique Requirements

Masterplan

DIN-A-0



118.9 cm



118.9 cm

Plans and Section

84.1 cm

DIN-A-1

DIN-A-0



59.4 cm




118.9 cm

Elevation Section 3D Views

84.1 cm

DIN-A-1



59.4 cm

Model 1:2000

84.1 cm



# 2nd Critique Requirements Plans and Sections

DIN-A-0



118.9 cm

84.1 cm

Masterplan 1:2000  
Ground Floor 1:1000  
Section 1:2000

DIN-A-0



118.9 cm

84.1 cm

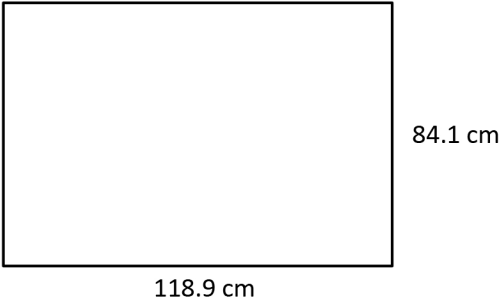
Part Ground Floor 1:500



# 2nd Critique Requirements

## Elevations, Sections, and 3D Views

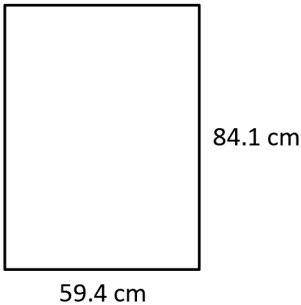
DIN-A-0



Elevation with shadow 1:500

Section with shadow 1:500

DIN-A-1



3D Views:


- Aerial
- Human Point of View
  - from the street
  - from the coast line
  - several along the campus



# 2nd Critique Requirements

## Physical Model

DIN-A-1



84.1 cm

59.4 cm

Physical Model

1:2000

